

MIRRA



MIRRA 300 Y09

- Fusione in lega di alluminio anodizzato.
- Ampio spazio tra motore e lama per un'agevole pulizia.
- Motore ventilato.
- Lama forgiata e temprata a forte spessore.
- Scorrimento carrello su boccole autolubrificanti e perni lappati.
- Viteria e parafetta in acciaio inox.
- Robusto supporto vela.
- Affilatoio incorporato con corpo in fusione e doppio smeriglio di serie.
- Dimensioni compatte ma con grande capacità di taglio.
- Versione CE Professionale con sblocco su carro.
- Disponibili lame teflonate o dentate.
- Inclinazione lama 25°.

- Anodized cast aluminum alloy.
- Great distance between blade and motor for easy cleaning.
- Ventilated motor.
- Forged, hardened large thickness blades.
- Carriage running on self-lubricating bushes and lapped pins.
- Stainless steel screws and slice deflector.
- Strong thickness gauge support.
- Cast-in body sharpener assembly with 2 standard emery-wheels.
- Compact dimensions but great cutting capacity.
- Device for releasing the carriage on CE version.
- Teflon coated or toothed blades are available on demand.
- 25° blade inclination.



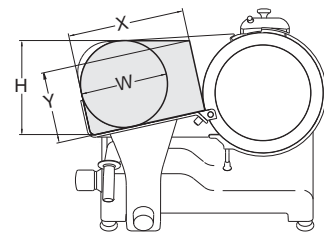
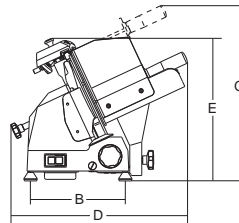
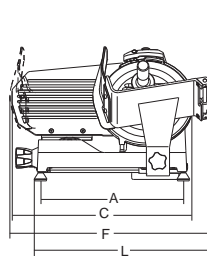
Parafetta tondo rimovibile su mod. 250 opzionale
Removable round slicer deflector on mod. 250 optional



Ampio spazio tra lama e corpo macchina
More space between blade and body machine



Protezione paracqua su puleggia di serie
Enclosed and sealed belt pulley standard



	mm-inch	watt-Hp	mm	mm	mm	mm	mm	mm	mm	mm	mm	mm	mm	mm	mm	mm	mm	kg	mm	kg
Mirra 220 C	220/9"	147/0,20	13	245	230x240	395	245	480	560	370	570	475	505	220	125	160	160	15	600x500x420	17
Mirra 250 C	250/10"	147/0,20	13	245	230x240	395	245	500	560	370	570	475	490	220	145	180	170	16	600x500x420	18
Mirra 275 C	275/11"	147/0,20	13	245	230x240	395	245	535	560	370	570	475	475	215	160	200	190	17	600x500x420	20
Mirra 300 Y09	300/12"	210/0,29	13	285	250x275	435	295	600	610	420	640	510	535	250	185	225	210	20.5	800x600x520	23.5



MIRRA 220 C



MIRRA 250 C



MIRRA 275 C